

WeatherBoards™ Product Portfolio At-a-Glance

CertainTeed WeatherBoards™ Fiber Cement Siding

	COLORMAX® FINISHING SYSTEM												Page #	
	FIBERTECT® FINISH			PREMIUM STAIN			SOLID COLORS							
	FULL UNIT		Page #	FULL UNIT		Page #	FULL UNIT		HALF UNIT		MICRO UNIT			Page #
	Pieces/Unit	Sq. Cov./Unit		Pieces/Unit	Sq. Cov./Unit		Pieces/Unit	Sq. Cov./Unit	Pieces/Unit	Sq. Cov./Unit	Pieces/Unit	Sq. Cov./Unit		
SHAPES														
8-1/4" Perfection Shingles (7" Exposure)	165	11.6	2	165	11.6	24	160	11.2	80	5.6	36	2.5	10	
Random Square Straight Edge (5" Exposure)	120	2	2	120	2	24	120	2			60	1.0	10	
Random Square Straight Edge (7" Exposure)	129	3	2	129	3	24	129	3			45	1.1	10	
Random Square Staggered Edge (7" Exposure)	129	3	2	129	3	24	129	3			45	1.1	10	
Individual Shakes (8" Exposure)	990	5	3											
Half-Rounds (7" Exposure)	129	3	3	129	3	25	129	3			45	1.1	12	
Octagons (7" Exposure)	129	3	3	129	3	25	129	3			45	1.1	12	
LAP SIDING														
5-1/4" Cedar	336	13.4	4	336	13.4	26	320	12.8	160	6.4	64	2.6	14	
6-1/4" Cedar	294	14.7	4	294	14.7	26	280	14	140	7	48	2.4	14	
7-1/4" Cedar	252	15.1	4	252	15.1	26	240	14.4	120	7.2	36	2.2	14	
8-1/4" Cedar	225	15.8	4	225	15.8	26	220	15.4	100	7	36	2.5	14	
9-1/4" Cedar	200	16	4	200	16	26	200	16	100	8	32	2.6	14	
12" Cedar	152	16.3	4	152	16.3	26	144	15.5	80	8.6	24	2.6	14	
5-1/4" Smooth	336	13.4	4				320	12.8	160	6.4	64	2.6	14	
6-1/4" Smooth	294	14.7	4				280	14	140	7	48	2.4	14	
7-1/4" Smooth	252	15.1	4				240	14.4	120	7.2	36	2.2	14	
8-1/4" Smooth	225	15.8	4				220	15.4	100	7	36	2.5	14	
9-1/4" Smooth	200	16	4				200	16	100	8	32	2.6	14	
12" Smooth	152	16.3	4				144	15.5	80	8.6	24	2.6	14	
7-1/2" Smooth Beaded	252	15.8	4				240	15	120	7.5	36	2.3	14	
7-1/2" Textured Beaded	252	15.8	4	252	15.8	26	240	15	120	7.5	36	2.3	14	
8-1/4" Textured Dutchlap	225	15.8	4	225	15.8	26	220	15.4	100	7	36	2.5	14	
VERTICAL SIDING														
4' x 8' Cedar No Groove	50	16	5	50	16	26	50	16			12	3.8	16	
4' x 9' Cedar No Groove	50	18	5	50	18	26	50	18			12	4.3	16	
4' x 10' Cedar No Groove	50	20	5	50	20	26	50	20			12	4.8	16	
4' x 12' Cedar No Groove	40	19.2	5	40	19.2	26	40	19.2			12	5.8	16	
4' x 8' Cedar 8" Groove	50	16	5	50	16	26	50	16			12	3.8	16	
4' x 9' Cedar 8" Groove	50	18	5	50	18	26	50	18			12	4.3	16	
4' x 10' Cedar 8" Groove	50	20	5	50	20	26	50	20			12	4.8	16	
4' x 12' Cedar 8" Groove	40	19.2	5	40	19.2	26	40	19.2			12	5.8	16	
4' x 8' Smooth	50	16	5				50	16			12	3.8	16	
4' x 9' Smooth	50	18	5				50	18			12	4.3	16	
4' x 10' Smooth	50	20	5				50	20			12	4.8	16	
4' x 12' Smooth	40	19.2	5				40	19.2			12	5.8	16	
4' x 8' Stucco	50	16	5				50	16			12	3.8	16	
4' x 9' Stucco	50	18	5				50	18			12	4.3	16	
4' x 10' Stucco	50	20	5				50	20			12	4.8	16	
4' x 12' Stucco	40	19.2	5				40	19.2			12	5.8	16	
PORCH CEILING PANEL														
4' x 8' Cedar	50	16	6	50	16	27	50	16			12	3.8	18	
4' x 8' Smooth	50	16	6				50	16			12	3.8	18	

	COLORMAX® FINISHING SYSTEM												Page #	
	FIBERTECT® FINISH			PREMIUM STAIN			SOLID COLORS							
	FULL UNIT		Page #	FULL UNIT		Page #	FULL UNIT		HALF UNIT		MICRO UNIT			Page #
	Pieces/Unit	Sq. Cov./Unit		Pieces/Unit	Sq. Cov./Unit		Pieces/Unit	Sq. Cov./Unit	Pieces/Unit	Sq. Cov./Unit	Pieces/Unit	Sq. Cov./Unit		
SOFFIT														
12" Cedar	188	22.6	6	188	22.6	27	188	22.6	92	11	16	1.9	18	
12" Cedar Ventilated/Perforated	188	22.6	6	188	22.6	27	188	22.6	92	11	16	1.9	18	
12" Cedar Ventilated/Slotted	188	22.6	6	188	22.6	27	188	22.6	92	11	16	1.9	18	
16" Cedar	141	22.6	6	141	22.6	27	141	22.6	69	11	14	2.2	18	
16" Cedar Ventilated/Perforated	141	22.6	6	141	22.6	27	141	22.6	69	11	14	2.2	18	
16" Cedar Ventilated/Slotted	141	22.6	6	141	22.6	27	141	22.6	69	11	14	2.2	18	
24" Cedar	94	22.6	6	94	22.6	27	94	22.6			12	2.9	18	
24" Cedar Ventilated/Perforated	94	22.6	6	94	22.6	27	94	22.6			12	2.9	18	
24" Cedar Ventilated/Slotted	94	22.6	6	94	22.6	27	94	22.6			12	2.9	18	
12" Smooth	188	22.6	7				188	22.6	92	11	16	1.9	20	
12" Smooth Ventilated/Perforated	188	22.6	7				188	22.6	92	11	16	1.9	20	
12" Smooth Ventilated/Slotted	188	22.6	7				188	22.6	92	11	16	1.9	20	
16" Smooth	141	22.6	7				141	22.6	69	11	14	2.2	20	
16" Smooth Ventilated/Perforated	141	22.6	7				141	22.6	69	11	14	2.2	20	
16" Smooth Ventilated/Slotted	141	22.6	7				141	22.6	69	11	14	2.2	20	
24" Smooth	94	22.6	7				94	22.6			12	2.9	20	
24" Smooth Ventilated/Perforated	94	22.6	7				94	22.6			12	2.9	20	
24" Smooth Ventilated/Slotted	94	22.6	7				94	22.6			12	2.9	20	
	Pieces/Unit	Lineal Ft/Unit		Pieces/Unit	Lineal Ft/Unit		Pieces/Unit	Lineal Ft/Unit	Pieces/Unit	Lineal Ft/Unit	Pieces/Unit	Lineal Ft/Unit		
TRIM														
3-1/2" – 7/16" Trim/Fascia	390	4,680	8	390	4,680	28	390	4,680			18	216	20	
5-1/2" – 7/16" Trim/Fascia	248	2,976	8	248	2,976	28	248	2,976			16	192	20	
7-1/4" – 7/16" Trim/Fascia	186	2,232	8	186	2,232	28	186	2,232			15	180	20	
9-1/4" – 7/16" Trim/Fascia	145	1,740	8	145	1,740	28	145	1,740			12	144	20	
11-1/4" – 7/16" Trim/Fascia	120	1,440	8	120	1,440	28	120	1,440			12	144	20	
2" – 4/4 Trim†	462	5,544	8	462	5,544	28	462	5,544			18	216	22	
3" – 4/4 Trim†	330	3,960	8	330	3,960	28	330	3,960			18	216	22	
4" – 4/4 Trim†	240	2,880	8	240	2,880	28	240	2,880			18	216	22	
6" – 4/4 Trim†	147	1,764	8	147	1,764	28	147	1,764			16	192	22	
8" – 4/4 Trim†	115	1,380	8	115	1,380	28	115	1,380			15	180	22	
10" – 4/4 Trim†	88	1,056	8	88	1,056	28	88	1,056			12	144	22	
12" – 4/4 Trim†	72	864	8	72	864	28	72	864			12	144	22	
3" – 5/4 Trim†	192	2,304	9	192	2,304	29	192	2,304			18	216	22	
4" – 5/4 Trim†	180	2,160	9	180	2,160	29	180	2,160			18	216	22	
6" – 5/4 Trim†	112	1,344	9	112	1,344	29	112	1,344			16	192	22	
8" – 5/4 Trim†	85	1,020	9	85	1,020	29	85	1,020			15	180	22	
10" – 5/4 Trim†	68	816	9	68	816	29	68	816			12	144	22	
12" – 5/4 Trim†	54	648	9	54	648	29	54	648			12	144	22	
	Pieces/Unit	Sq. Cov./Unit		Pieces/Unit	Sq. Cov./Unit		Pieces/Unit	Sq. Cov./Unit	Pieces/Unit	Sq. Cov./Unit	Pieces/Unit	Sq. Cov./Unit		
UNDERLAYMENT/BACKERBOARD (UNPRIMED)														
3' x 5' Underlayment	85	12.8	9											
4' x 4' Underlayment	85	13.6	9											
4' x 8' Underlayment	50	16	9											
3' x 5' Backerboard	50	7.5	9											

† 4/4 and 5/4 trim made expressly for CertainTeed by Plycem® (Not a WeatherBoards™ product).

Shapes

PERFECTION SHINGLES								
Diagram	Sizes	FiberTect® Product Codes	Pieces/ Unit	Sq. Ft./ Unit	Sq. Cov./ Unit	Pieces/ Sq. Cov.	Lbs/ Unit‡	Units/ Truck*
	8-1/4" X 12" (7" Exposure) 7/16" thick	10281/000	165	1,361	11.6	14.5+	4,582	10
RANDOM SQUARE STRAIGHT EDGE								
Diagram	Sizes	FiberTect® Product Codes	Pieces/ Unit	Sq. Ft./ Unit	Sq. Cov./ Unit	Pieces/ Sq. Cov.	Lbs/ Unit‡	Units/ Truck*
	12" x 48" (5" Exposure)	10326/000	120	480	2	60	1,260	38
	16" x 48" (7" Exposure) 5/16" thick	10329/000	129	688	3	43	1,780	27
RANDOM SQUARE STAGGERED EDGE								
Diagram	Sizes	FiberTect® Product Codes	Pieces/ Unit	Sq. Ft./ Unit	Sq. Cov./ Unit	Pieces/ Sq. Cov.	Lbs/ Unit‡	Units/ Truck*
	16" x 48" (7" Exposure) 5/16" thick	10330/000	129	688	3	43	1,780	27

Shapes

INDIVIDUAL SHAKES									
Diagram	Sizes	FiberTect® Product Codes	Pieces/ Unit	Sq. Ft./ Unit	Sq. Cov./ Unit	Pieces/ Sq. Cov.	Lbs/ Unit‡	Units/ Truck*	
	Full Unit contains: 6-1/4" x 18" (330 pcs/unit) 8-1/4" x 18" (330 pcs/unit) 12" x 18" (330 pcs/unit) (8" Exposure) 1/4" thick	10275/000	990	1,093	5	66	2,237	20	
	HALF-ROUNDS								
	Diagram	Sizes	FiberTect® Product Codes	Pieces/ Unit	Sq. Ft./ Unit	Sq. Cov./ Unit	Pieces/ Sq. Cov.	Lbs/ Unit‡	Units/ Truck*
	16" x 48" (7" Exposure) 5/16" thick	10331/000	129	688	3	43	1,780	27	
OCTAGONS									
Diagram	Sizes	FiberTect® Product Codes	Pieces/ Unit	Sq. Ft./ Unit	Sq. Cov./ Unit	Pieces/ Sq. Cov.	Lbs/ Unit‡	Units/ Truck*	
	16" x 48" (7" Exposure) 5/16" thick	10337/000	129	688	3	43	1,780	27	

* Product weight per truck is limited to approximately 47,000 pounds. Product can be mixed to fill truck, provided weight does not exceed limit.

‡ Lbs/Unit is approximate.

+ Rounded up to the nearest half-piece.

CertainTeed Product Codes for Ordering

The Finish, Style, Size and Color of a product is represented with an 8 digit Code System. Choose Product Code from the chart above.

Finish Code

10-FiberTect® Sealant/Primer

Product Code

Style, Size and Texture



Color Code

FiberTect® Sealant/Primer Code is 000

Lap Siding

CEDAR LAP								
Sizes	FiberTect® Product Codes	Pieces/ Unit	Sq. Ft./ Unit	Sq. Cov./ Unit	Pieces/ Sq. Cov.	Lbs/ Unit [‡]	Units/ Truck*	
5-1/4" x 12'	10063/000	336	1,764	13.4	25	4,510	10	
6-1/4" x 12'	10015/000	294	1,837	14.7	20	4,693	10	
7-1/4" x 12'	10016/000	252	1,827	15.1	17 ⁺	4,668	10	
8-1/4" x 12'	10017/000	225	1,856	15.8	14.5 ⁺	4,740	10	
9-1/4" x 12'	10018/000	200	1,850	16	12.5	4,725	10	
12" x 12' 5/16" thick	10403/000	152	1,824	16.3	9.5 ⁺	4,660	10	

SMOOTH LAP								
Sizes	FiberTect® Product Codes	Pieces/ Unit	Sq. Ft./ Unit	Sq. Cov./ Unit	Pieces/ Sq. Cov.	Lbs/ Unit [‡]	Units/ Truck*	
5-1/4" x 12'	10064/000	336	1,764	13.4	25	4,510	10	
6-1/4" x 12'	10004/000	294	1,837	14.7	20	4,693	10	
7-1/4" x 12'	10005/000	252	1,827	15.1	17 ⁺	4,668	10	
8-1/4" x 12'	10074/000	225	1,856	15.8	14.5 ⁺	4,740	10	
9-1/4" x 12'	10006/000	200	1,850	16	12.5	4,725	10	
12" x 12' 5/16" thick	10401/000	152	1,824	16.3	9.5 ⁺	4,660	10	

SMOOTH BEADED								
Sizes	FiberTect® Product Codes	Pieces/ Unit	Sq. Ft./ Unit	Sq. Cov./ Unit	Pieces/ Sq. Cov.	Lbs/ Unit [‡]	Units/ Truck*	
7-1/2" x 12' 5/16" thick	10021/000	252	1,890	15.8	16	4,825	10	

TEXTURED BEADED								
Sizes	FiberTect® Product Codes	Pieces/ Unit	Sq. Ft./ Unit	Sq. Cov./ Unit	Pieces/ Sq. Cov.	Lbs/ Unit [‡]	Units/ Truck*	
7-1/2" x 12' 5/16" thick	10023/000	252	1,890	15.8	16	4,825	10	

TEXTURED DUTCHLAP								
Sizes	FiberTect® Product Codes	Pieces/ Unit	Sq. Ft./ Unit	Sq. Cov./ Unit	Pieces/ Sq. Cov.	Lbs/ Unit [‡]	Units/ Truck*	
8-1/4" x 12' 5/16" thick	10025/000	225	1,856	15.8	14.5 ⁺	4,740	10	

* Product weight per truck is limited to approximately 47,000 pounds. Product can be mixed to fill truck, provided weight does not exceed limit.

‡ Lbs/Unit is approximate.

+ Rounded up to the nearest half-piece.

CertainTeed Product Codes for Ordering

The Finish, Style, Size and Color of a product is represented with an 8 digit Code System. Choose Product Code from the chart above.

Finish Code

10-FiberTect® Sealant/Primer

Product Code

Style, Size and Texture



Color Code

FiberTect® Sealant/Primer Code is 000

Vertical Siding


CEDAR NO GROOVE								
Sizes	FiberTect® Product Codes	Pieces/ Unit	Sq. Ft./ Unit	Sq. Cov./ Unit	Pieces/ Sq. Cov.	Lbs/ Unit [‡]	Units/ Truck*	
4' x 8'	10041/000	50	1,600	16	3.1	4,100	11	
4' x 9'	10042/000	50	1,800	18	2.8	4,600	10	
4' x 10'	10043/000	50	2,000	20	2.5	5,100	9	
4' x 12' 5/16" thick	10077/000	40	1,920	19.2	2.1	4,900	9	


CEDAR 8" GROOVE								
Sizes	FiberTect® Product Codes	Pieces/ Unit	Sq. Ft./ Unit	Sq. Cov./ Unit	Pieces/ Sq. Cov.	Lbs/ Unit [‡]	Units/ Truck*	
4' x 8'	10035/000	50	1,600	16	3.1	4,100	11	
4' x 9'	10036/000	50	1,800	18	2.8	4,600	10	
4' x 10'	10037/000	50	2,000	20	2.5	5,100	9	
4' x 12' 5/16" thick	10079/000	40	1,920	19.2	2.1	4,900	9	

SMOOTH								
Sizes	FiberTect® Product Codes	Pieces/ Unit	Sq. Ft./ Unit	Sq. Cov./ Unit	Pieces/ Sq. Cov.	Lbs/ Unit [‡]	Units/ Truck*	
4' x 8'	10029/000	50	1,600	16	3.1	4,100	11	
4' x 9'	10030/000	50	1,800	18	2.8	4,600	10	
4' x 10'	10031/000	50	2,000	20	2.5	5,100	9	
4' x 12' 5/16" thick	10054/000	40	1,920	19.2	2.1	4,900	9	

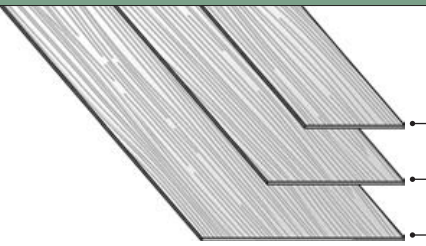
STUCCO								
Sizes	FiberTect® Product Codes	Pieces/ Unit	Sq. Ft./ Unit	Sq. Cov./ Unit	Pieces/ Sq. Cov.	Lbs/ Unit [‡]	Units/ Truck*	
4' x 8'	10047/000	50	1,600	16	3.1	4,100	11	
4' x 9'	10048/000	50	1,800	18	2.8	4,600	10	
4' x 10'	10049/000	50	2,000	20	2.5	5,100	9	
4' x 12' 5/16" thick	10065/000	40	1,920	19.2	2.1	4,900	9	

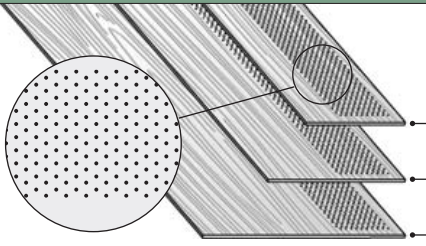
Porch Ceiling Panel

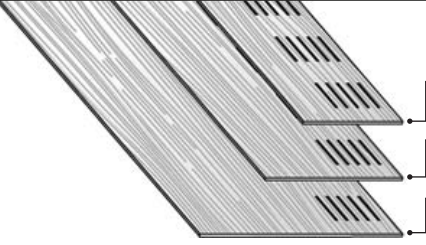
CEDAR								
	Sizes	FiberTect® Product Codes	Pieces/Unit	Sq. Ft./Unit	Sq. Cov./Unit	Pieces/Sq. Cov.	Lbs/Unit [‡]	Units/Truck*
		4' x 8' 1/4" thick	10122/000	50	1,600	16	3.1	3,450

SMOOTH								
	Sizes	FiberTect® Product Codes	Pieces/Unit	Sq. Ft./Unit	Sq. Cov./Unit	Pieces/Sq. Cov.	Lbs/Unit [‡]	Units/Truck*
		4' x 8' 1/4" thick	10121/000	50	1,600	16	3.1	3,450

Soffit

CEDAR								
	Sizes	FiberTect® Product Codes	Pieces/Unit	Sq. Ft./Unit	Sq. Cov./Unit	Pieces/Sq. Cov.	Lbs/Unit [‡]	Units/Truck*
	12" x 12'	10019/000	188	2,256	22.6	8.5 ⁺	4,925	10
	16" x 12'	10060/000	141	2,256	22.6	6.5 ⁺	4,925	10
	24" x 12' 1/4" thick	10062/000	94	2,256	22.6	4.5 ⁺	4,925	10

CEDAR VENTILATED/PERFORATED								
	Sizes	FiberTect® Product Codes	Pieces/Unit	Sq. Ft./Unit	Sq. Cov./Unit	Pieces/Sq. Cov.	Lbs/Unit [‡]	Units/Truck*
	12" x 12'	10266/000	188	2,256	22.6	8.5 ⁺	4,925	10
	16" x 12'	10268/000	141	2,256	22.6	6.5 ⁺	4,925	10
	24" x 12' 1/4" thick	10270/000	94	2,256	22.6	4.5 ⁺	4,925	10

CEDAR VENTILATED/SLOTTED								
	Sizes	FiberTect® Product Codes	Pieces/Unit	Sq. Ft./Unit	Sq. Cov./Unit	Pieces/Sq. Cov.	Lbs/Unit [‡]	Units/Truck*
	12" x 12'	10429/000	188	2,256	22.6	8.5 ⁺	4,925	10
	16" x 12'	10430/000	141	2,256	22.6	6.5 ⁺	4,925	10
	24" x 12' 1/4" thick	10431/000	94	2,256	22.6	4.5 ⁺	4,925	10

* Product weight per truck is limited to approximately 47,000 pounds. Product can be mixed to fill truck, provided weight does not exceed limit.

[‡] Lbs/Unit is approximate.

+ Rounded up to the nearest half-piece.

CertainTeed Product Codes for Ordering

The Finish, Style, Size and Color of a product is represented with an 8 digit Code System. Choose Product Code from the chart above.

Finish Code

10-FiberTect® Sealant/Primer

Product Code

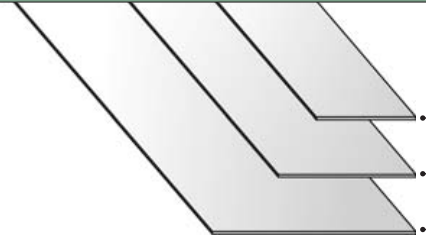
Style, Size and Texture

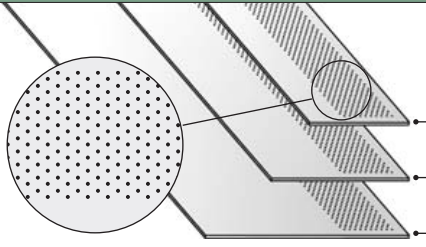


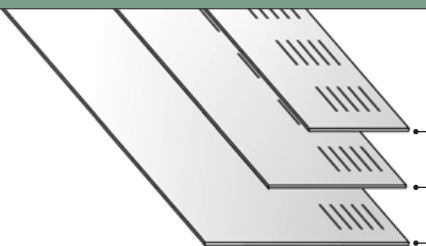
Color Code

FiberTect® Sealant/Primer Code is 000

Soffit

SMOOTH								
	Sizes	FiberTect® Product Codes	Pieces/Unit	Sq. Ft./Unit	Sq. Cov./Unit	Pieces/Sq. Cov.	Lbs/Unit [‡]	Units/Truck*
	12" x 12'	10007/000	188	2,256	22.6	8.5 ⁺	4,925	10
	16" x 12'	10335/000	141	2,256	22.6	6.5 ⁺	4,925	10
	24" x 12' 1/4" thick	10340/000	94	2,256	22.6	4.5 ⁺	4,925	10

SMOOTH VENTILATED/PERFORATED								
	Sizes	FiberTect® Product Codes	Pieces/Unit	Sq. Ft./Unit	Sq. Cov./Unit	Pieces/Sq. Cov.	Lbs/Unit [‡]	Units/Truck*
	12" x 12'	10267/000	188	2,256	22.6	8.5 ⁺	4,925	10
	16" x 12'	10269/000	141	2,256	22.6	6.5 ⁺	4,925	10
	24" x 12' 1/4" thick	10271/000	94	2,256	22.6	4.5 ⁺	4,925	10

SMOOTH VENTILATED/SLOTTED								
	Sizes	FiberTect® Product Codes	Pieces/Unit	Sq. Ft./Unit	Sq. Cov./Unit	Pieces/Sq. Cov.	Lbs/Unit [‡]	Units/Truck*
	12" x 12'	10428/000	188	2,256	22.6	8.5 ⁺	4,925	10
	16" x 12'	10432/000	141	2,256	22.6	6.5 ⁺	4,925	10
	24" x 12' 1/4" thick	10433/000	94	2,256	22.6	4.5 ⁺	4,925	10

Trim

7/16" TRIM/FASCIA							
Sizes	FiberTect® Product Codes	Pieces/Unit	Sq. Ft./Unit	Lineal Ft./Unit	Lbs./Unit†	Units/Truck*	
3-1/2" x 12' Actual	10246/000	390	1,365	4,680	4,666	10	
5-1/2" x 12' Actual	10247/000	248	1,364	2,976	4,663	10	
7-1/4" x 12' Actual	10248/000	186	1,348	2,232	4,685	10	
9-1/4" x 12' Actual	10249/000	145	1,341	1,740	4,588	10	
11-1/4" x 12' Actual 7/16" thick	10250/000	120	1,350	1,440	4,617	10	

4/4 TRIM†							
Sizes	Primed Reversible-Wood Grain/Smooth Product Codes	Pieces/Unit	Sq. Ft./Unit	Lineal Ft./Unit	Lbs./Unit†	Units/Truck*	
2" x 12' Actual size: 3/4" x 1 3/4" x 12'	10264/000	462	808	5,544	3,605	12	
3" x 12' Actual size: 3/4" x 2 1/2" x 12'	10262/000	330	825	3,960	3,632	12	
4" x 12' Actual size: 3/4" x 3 1/2" x 12'	10252/000	240	840	2,880	3,698	12	
6" x 12' Actual size: 3/4" x 5 1/2" x 12'	10253/000	147	808	1,764	3,564	12	
8" x 12' Actual size: 3/4" x 7 1/4" x 12'	10254/000	115	833	1,380	3,674	12	
10" x 12' Actual size: 3/4" x 9 1/4" x 12'	10255/000	88	814	1,056	3,594	12	
12" x 12' Actual size: 3/4" x 11 1/4" x 12' 4/4 thick	10256/000	72	810	864	3,568	12	

Trim

5/4 TRIM†						
Sizes	Primed Reversible-Wood Grain/Smooth Product Codes	Pieces/Unit	Sq. Ft./Unit	Lineal Ft./Unit	Lbs./Unit†	Units/Truck*
3" x 12' Actual size: 1" x 2 1/2" x 12'	10263/000	192	480	2,304	3,345	12
4" x 12' Actual size: 1" x 3 1/2" x 12'	10257/000	180	630	2,160	3,692	12
6" x 12' Actual size: 1" x 5 1/2" x 12'	10258/000	112	616	1,344	3,628	12
8" x 12' Actual size: 1" x 7 1/4" x 12'	10259/000	85	616	1,020	3,621	12
10" x 12' Actual size: 1" x 9 1/4" x 12'	10260/000	68	629	816	3,702	12
12" x 12' Actual size: 1" x 11 1/4" x 12' 5/4 thick	10261/000	54	607	648	3,572	12

Underlayment

UNDERLAYMENT (UNPRIMED)							
Sizes	FiberTect® Product Codes	Pieces/Unit	Sq. Ft./Unit	Sq. Cov./Unit	Lbs./Unit†	Units/Truck*	
3' x 5'	10200/000	85	1,275	12.8	2,449	18	
4' x 4'	10202/000	85	1,360	13.6	2,614	17	
4' x 8' 1/4" thick	10203/000	50	1,600	16	3,100	15	

Backerboard

BACKERBOARD (UNPRIMED)						
Sizes	FiberTect® Product Codes	Pieces/Unit	Sq. Ft./Unit	Sq. Cov./Unit	Lbs./Unit†	Units/Truck*
3' x 5' 1/2" thick	10201/000	50	750	7.5	2,700	17

† 4/4 and 5/4 trim made expressly for CertainTeed by Plycem® (not a WeatherBoards™ product) and does not utilize FiberTect® Sealant/Primer.
 4/4 and 5/4 Fiber Cement Trim Primed is available in the US and Canada except for the following states: AL, AR, FL, GA, LA, MS, OK, SC, TN, TX.
 * Product weight per truck is limited to approximately 47,000 pounds. Product can be mixed to fill truck, provided weight does not exceed limit.
 ‡ Lbs/Unit is approximate.

CertainTeed Product Codes for Ordering

The Finish, Style, Size and Color of a product is represented with an 8 digit Code System. Choose Product Code from the chart above.

Finish Code

10-FiberTect® Sealant/Primer

Product Code

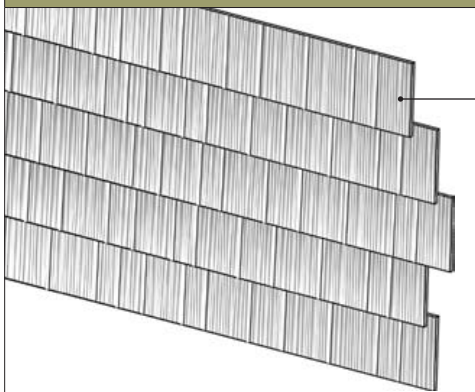
Style, Size and Texture

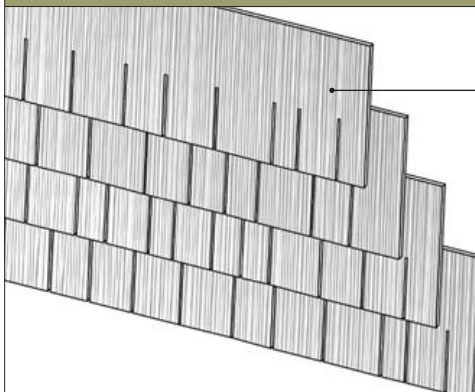


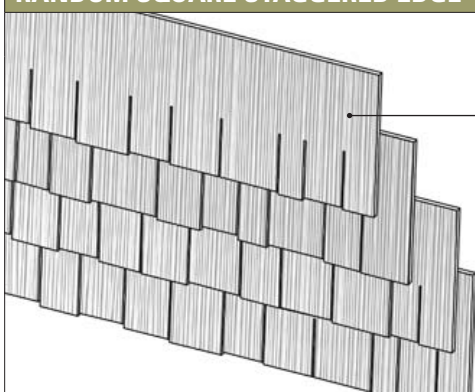
Color Code

FiberTect® Sealant/Primer Code is 000

Shapes

PERFECTION SHINGLES																			
	Sizes 8-1/4" X 12" (7" Exposure) 7/16" thick	Solid Color Product Codes 15281□/□□□	Full Unit						Half Unit						Micro Unit				
			Pieces/Unit	Sq. Ft./Unit	Sq. Cov./Unit	Pieces/Sq. Cov.	Lbs./Unit†	Units/Truck*	Pieces/Unit	Sq. Ft./Unit	Sq. Cov./Unit	Pieces/Sq. Cov.	Lbs./Unit†	Units/Truck*	Pieces/Unit	Sq. Ft./Unit	Sq. Cov./Unit	Pieces/Sq. Cov.	Lbs./Unit†
			160	1,320	11.2	14.5*	4,443	10	80	660	5.6	14.5*	2,222	20	36	297	2.5	14.5*	1,000

RANDOM SQUARE STRAIGHT EDGE																			
	Sizes 12" x 48" (5" Exposure) 5/16" thick	Solid Color Product Codes 15326□/□□□	Full Unit						Half Unit						Micro Unit				
			Pieces/Unit	Sq. Ft./Unit	Sq. Cov./Unit	Pieces/Sq. Cov.	Lbs./Unit†	Units/Truck*	Pieces/Unit	Sq. Ft./Unit	Sq. Cov./Unit	Pieces/Sq. Cov.	Lbs./Unit†	Units/Truck*	Pieces/Unit	Sq. Ft./Unit	Sq. Cov./Unit	Pieces/Sq. Cov.	Lbs./Unit†
			120	480	2	60	1,260	38							60	240	1.0	60	650
	Sizes 16" x 48" (7" Exposure) 5/16" thick	Solid Color Product Codes 15329□/□□□	129	688	3	43	1,780	27							45	240	1.1	43	650

RANDOM SQUARE STAGGERED EDGE																			
	Sizes 16" x 48" (7" Exposure) 5/16" thick	Solid Color Product Codes 15330□/□□□	Full Unit						Half Unit						Micro Unit				
			Pieces/Unit	Sq. Ft./Unit	Sq. Cov./Unit	Pieces/Sq. Cov.	Lbs./Unit†	Units/Truck*	Pieces/Unit	Sq. Ft./Unit	Sq. Cov./Unit	Pieces/Sq. Cov.	Lbs./Unit†	Units/Truck*	Pieces/Unit	Sq. Ft./Unit	Sq. Cov./Unit	Pieces/Sq. Cov.	Lbs./Unit†
			129	688	3	43	1,780	27							45	240	1.1	43	650

* Product weight per truck is limited to approximately 47,000 pounds. Product can be mixed to fill truck, provided weight does not exceed limit.

† Lbs./Unit is approximate.

+ Rounded up to the nearest half-piece.

CertainTeed Product Codes for Ordering

The Finish, Style, Size and Color of a product is represented with a 9 digit Code System. Choose **Product Code** in the chart above, then append **Color Code** from the list of 16 ColorMax colors at far right. Choose unit size and add **Unit Size Code** (if applicable) as instructed in diagram at right.

Finish Code
15—Solid Color

Product Code
Style, Size and Texture



Color Code

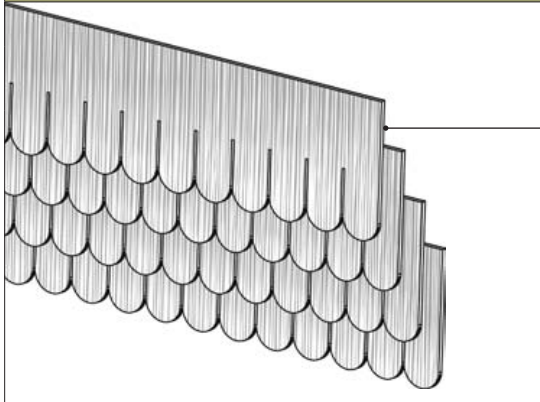
Unit Size Code

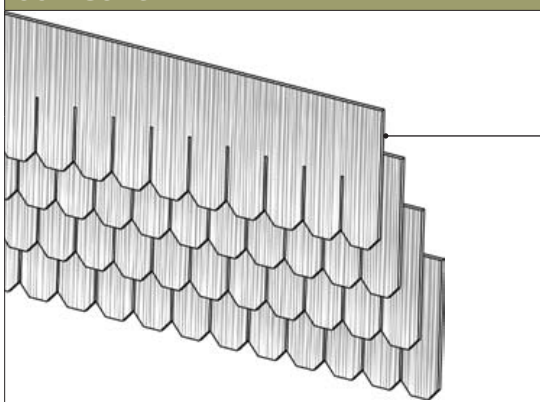
Full unit, no additional code needed;
Half unit, add 'H'; Micro unit, add 'M'.

	600 Vanilla White		603 Butter		606 Wicker		609 Silverplate		612 Desert Gold		615 Autumn Red
	601 Antique White		604 Merino Tan		607 Newport Taupe		610 Nantucket Gray		613 Pewter		
	602 Linen		605 Heritage Clay		608 Heather		611 Olive		614 Coastal Blue		

Colors shown are representative of finished product and are as accurate as printing methods permit.

Shapes

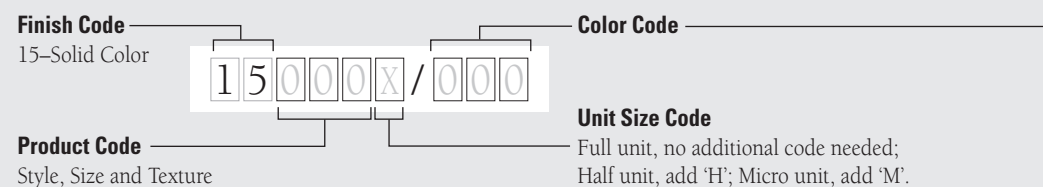
HALF-ROUNDS																								
	Sizes 16" x 48" (7" Exposure) 5/16" thick	Solid Color Product Codes 15331□/□□□	Full Unit						Half Unit						Micro Unit									
			Pieces/Unit	Sq. Ft./Unit	Sq. Cov./Unit	Pieces/Sq. Cov.	Lbs./Unit‡	Units/Truck*	Pieces/Unit	Sq. Ft./Unit	Sq. Cov./Unit	Pieces/Sq. Cov.	Lbs./Unit‡	Units/Truck*	Pieces/Unit	Sq. Ft./Unit	Sq. Cov./Unit	Pieces/Sq. Cov.	Lbs./Unit‡					
			129	688	3	43	1,780	27												45	240	1.1	43	650

OCTAGONS																								
	Sizes 16" x 48" (7" Exposure) 5/16" thick	Solid Color Product Codes 15337□/□□□	Full Unit						Half Unit						Micro Unit									
			Pieces/Unit	Sq. Ft./Unit	Sq. Cov./Unit	Pieces/Sq. Cov.	Lbs./Unit‡	Units/Truck*	Pieces/Unit	Sq. Ft./Unit	Sq. Cov./Unit	Pieces/Sq. Cov.	Lbs./Unit‡	Units/Truck*	Pieces/Unit	Sq. Ft./Unit	Sq. Cov./Unit	Pieces/Sq. Cov.	Lbs./Unit‡					
			129	688	3	43	1,780	27												45	240	1.1	43	650

* Product weight per truck is limited to approximately 47,000 pounds. Product can be mixed to fill truck, provided weight does not exceed limit.
 ‡ Lbs/Unit is approximate.
 + Rounded up to the nearest half-piece.

CertainTeed Product Codes for Ordering

The Finish, Style, Size and Color of a product is represented with a 9 digit Code System. Choose **Product Code** in the chart above, then append **Color Code** from the list of 16 ColorMax colors at far right. Choose unit size and add **Unit Size Code** (if applicable) as instructed in diagram at right.



	600 Vanilla White		603 Butter		606 Wicker		609 Silverplate		612 Desert Gold		615 Autumn Red
	601 Antique White		604 Merino Tan		607 Newport Taupe		610 Nantucket Gray		613 Pewter	Colors shown are representative of finished product and are as accurate as printing methods permit.	
	602 Linen		605 Heritage Clay		608 Heather		611 Olive		614 Coastal Blue		

Lap Siding

CEDAR LAP		Full Unit							Half Unit							Micro Unit				
Sizes	Solid Color Product Codes	Pieces/Unit	Sq. Ft./Unit	Sq. Cov./Unit	Pieces/Sq. Cov.	Lbs./Unit†	Units/Truck*	Pieces/Unit	Sq. Ft./Unit	Sq. Cov./Unit	Pieces/Sq. Cov.	Lbs./Unit†	Units/Truck*	Pieces/Unit	Sq. Ft./Unit	Sq. Cov./Unit	Pieces/Sq. Cov.	Lbs./Unit†		
5-1/4" x 12'	15063□/□□□	320	1,680	12.8	25	4,300	10	160	840	6.4	25	2,200	20	64	336	2.6	25	905		
6-1/4" x 12'	15015□/□□□	280	1,750	14	20	4,475	10	140	875	7	20	2,288	20	48	300	2.4	20	805		
7-1/4" x 12'	15016□/□□□	240	1,740	14.4	17+	4,450	10	120	870	7.2	17+	2,275	20	36	261	2.2	17+	718		
8-1/4" x 12'	15017□/□□□	220	1,815	15.4	14.5+	4,683	10	100	825	7	14.5+	2,163	20	36	297	2.5	14.5+	808		
9-1/4" x 12'	15018□/□□□	200	1,850	16	12.5	4,725	10	100	925	8	12.5	2,413	20	32	296	2.6	12.5	795		
12" x 12' 5/16" thick	15403□/□□□	144	1,728	15.5	9.5+	4,420	10	80	960	8.6	9.5+	2,500	18	24	288	2.6	9.5+	785		

SMOOTH LAP		Full Unit							Half Unit							Micro Unit				
Sizes	Solid Color Product Codes	Pieces/Unit	Sq. Ft./Unit	Sq. Cov./Unit	Pieces/Sq. Cov.	Lbs./Unit†	Units/Truck*	Pieces/Unit	Sq. Ft./Unit	Sq. Cov./Unit	Pieces/Sq. Cov.	Lbs./Unit†	Units/Truck*	Pieces/Unit	Sq. Ft./Unit	Sq. Cov./Unit	Pieces/Sq. Cov.	Lbs./Unit†		
5-1/4" x 12'	15064□/□□□	320	1,680	12.8	25	4,300	10	160	840	6.4	25	2,200	20	64	336	2.6	25	905		
6-1/4" x 12'	15004□/□□□	280	1,750	14	20	4,475	10	140	875	7	20	2,288	20	48	300	2.4	20	805		
7-1/4" x 12'	15005□/□□□	240	1,740	14.4	17+	4,450	10	120	870	7.2	17+	2,275	20	36	261	2.2	17+	718		
8-1/4" x 12'	15074□/□□□	220	1,815	15.4	14.5+	4,683	10	100	825	7	14.5+	2,163	20	36	297	2.5	14.5+	808		
9-1/4" x 12'	15006□/□□□	200	1,850	16	12.5	4,725	10	100	925	8	12.5	2,413	20	32	296	2.6	12.5	795		
12" x 12' 5/16" thick	15401□/□□□	144	1,728	15.5	9.5+	4,420	10	80	960	8.6	9.5+	2,500	18	24	288	2.6	9.5+	785		

SMOOTH BEADED		Full Unit							Half Unit							Micro Unit				
Sizes	Solid Color Product Codes	Pieces/Unit	Sq. Ft./Unit	Sq. Cov./Unit	Pieces/Sq. Cov.	Lbs./Unit†	Units/Truck*	Pieces/Unit	Sq. Ft./Unit	Sq. Cov./Unit	Pieces/Sq. Cov.	Lbs./Unit†	Units/Truck*	Pieces/Unit	Sq. Ft./Unit	Sq. Cov./Unit	Pieces/Sq. Cov.	Lbs./Unit†		
7-1/2" x 12' 5/16" thick	15021□/□□□	240	1,800	15	16	4,600	10	120	900	7.5	16	2,350	20	36	270	2.3	16	740		

TEXTURED BEADED		Full Unit							Half Unit							Micro Unit				
Sizes	Solid Color Product Codes	Pieces/Unit	Sq. Ft./Unit	Sq. Cov./Unit	Pieces/Sq. Cov.	Lbs./Unit†	Units/Truck*	Pieces/Unit	Sq. Ft./Unit	Sq. Cov./Unit	Pieces/Sq. Cov.	Lbs./Unit†	Units/Truck*	Pieces/Unit	Sq. Ft./Unit	Sq. Cov./Unit	Pieces/Sq. Cov.	Lbs./Unit†		
7-1/2" x 12' 5/16" thick	15023□/□□□	240	1,800	15	16	4,600	10	120	900	7.5	16	2,350	20	36	270	2.3	16	740		

TEXTURED DUTCHLAP		Full Unit							Half Unit							Micro Unit				
Sizes	Solid Color Product Codes	Pieces/Unit	Sq. Ft./Unit	Sq. Cov./Unit	Pieces/Sq. Cov.	Lbs./Unit†	Units/Truck*	Pieces/Unit	Sq. Ft./Unit	Sq. Cov./Unit	Pieces/Sq. Cov.	Lbs./Unit†	Units/Truck*	Pieces/Unit	Sq. Ft./Unit	Sq. Cov./Unit	Pieces/Sq. Cov.	Lbs./Unit†		
8-1/4" x 12' 5/16" thick	15525□/□□□	220	1,815	15.4	14.5+	4,683	10	100	825	7	14.5+	2,163	20	36	297	2.5	14.5+	808		

* Product weight per truck is limited to approximately 47,000 pounds. Product can be mixed to fill truck, provided weight does not exceed limit.

† Lbs/Unit is approximate.

+ Rounded up to the nearest half-piece.

CertainTeed Product Codes for Ordering

The Finish, Style, Size and Color of a product is represented with a 9 digit Code System. Choose **Product Code** in the chart above, then append **Color Code** from the list of 16 ColorMax colors at far right. Choose unit size and add **Unit Size Code** (if applicable) as instructed in diagram at right.

Finish Code

15—Solid Color

Product Code

Style, Size and Texture



Color Code

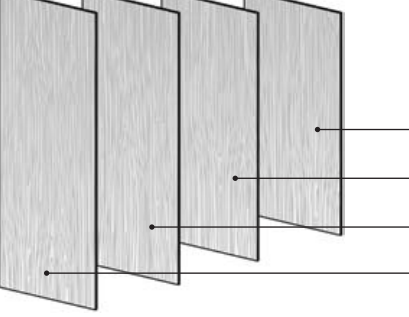
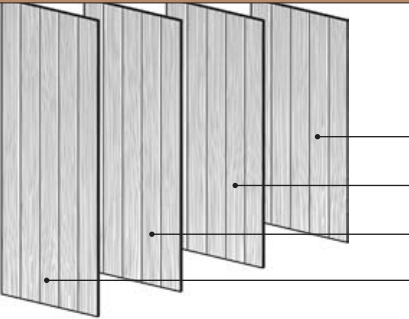
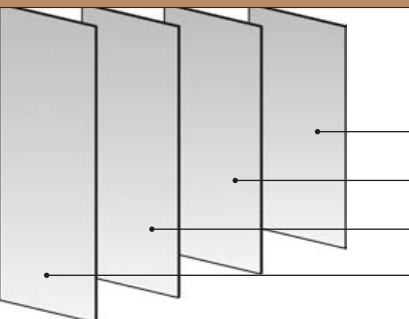
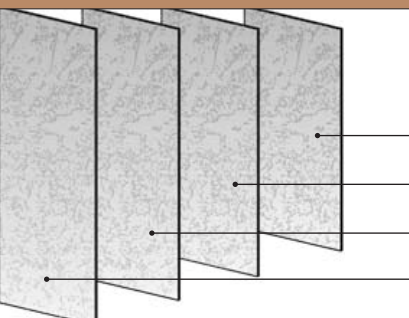
Unit Size Code

Full unit, no additional code needed; Half unit, add 'H'; Micro unit, add 'M'.

600 Vanilla White	603 Butter	606 Wicker	609 Silverplate	612 Desert Gold	615 Autumn Red
601 Antique White	604 Merino Tan	607 Newport Taupe	610 Nantucket Gray	613 Pewter	
602 Linen	605 Heritage Clay	608 Heather	611 Olive	614 Coastal Blue	

Colors shown are representative of finished product and are as accurate as printing methods permit.

Vertical Siding

CEDAR NO GROOVE																			
 Sizes 4' x 8' 4' x 9' 4' x 10' 4' x 12' 5/16" thick	Solid Color Product Codes	Full Unit							Half Unit						Micro Unit				
		Pieces/Unit	Sq. Ft./Unit	Sq. Cov./Unit	Pieces/Sq. Cov.	Lbs./Unit†	Units/Truck*	Pieces/Unit	Sq. Ft./Unit	Sq. Cov./Unit	Pieces/Sq. Cov.	Lbs./Unit†	Units/Truck*	Pieces/Unit	Sq. Ft./Unit	Sq. Cov./Unit	Pieces/Sq. Cov.	Lbs./Unit†	
4' x 8'	15041□/□□□	50	1,600	16	3.1	4,100	11												
4' x 9'	15042□/□□□	50	1,800	18	2.8	4,600	10												
4' x 10'	15043□/□□□	50	2,000	20	2.5	5,100	9												
4' x 12'	15077□/□□□	40	1,920	19.2	2.1	4,900	9												
CEDAR 8" GROOVE																			
 Sizes 4' x 8' 4' x 9' 4' x 10' 4' x 12' 5/16" thick	Solid Color Product Codes	Full Unit							Half Unit						Micro Unit				
		Pieces/Unit	Sq. Ft./Unit	Sq. Cov./Unit	Pieces/Sq. Cov.	Lbs./Unit†	Units/Truck*	Pieces/Unit	Sq. Ft./Unit	Sq. Cov./Unit	Pieces/Sq. Cov.	Lbs./Unit†	Units/Truck*	Pieces/Unit	Sq. Ft./Unit	Sq. Cov./Unit	Pieces/Sq. Cov.	Lbs./Unit†	
4' x 8'	15035□/□□□	50	1,600	16	3.1	4,100	11												
4' x 9'	15036□/□□□	50	1,800	18	2.8	4,600	10												
4' x 10'	15037□/□□□	50	2,000	20	2.5	5,100	9												
4' x 12'	15079□/□□□	40	1,920	19.2	2.1	4,900	9												
SMOOTH																			
 Sizes 4' x 8' 4' x 9' 4' x 10' 4' x 12' 5/16" thick	Solid Color Product Codes	Full Unit							Half Unit						Micro Unit				
		Pieces/Unit	Sq. Ft./Unit	Sq. Cov./Unit	Pieces/Sq. Cov.	Lbs./Unit†	Units/Truck*	Pieces/Unit	Sq. Ft./Unit	Sq. Cov./Unit	Pieces/Sq. Cov.	Lbs./Unit†	Units/Truck*	Pieces/Unit	Sq. Ft./Unit	Sq. Cov./Unit	Pieces/Sq. Cov.	Lbs./Unit†	
4' x 8'	15029□/□□□	50	1,600	16	3.1	4,100	11												
4' x 9'	15030□/□□□	50	1,800	18	2.8	4,600	10												
4' x 10'	15031□/□□□	50	2,000	20	2.5	5,100	9												
4' x 12'	15054□/□□□	40	1,920	19.2	2.1	4,900	9												
STUCCO																			
 Sizes 4' x 8' 4' x 9' 4' x 10' 4' x 12' 5/16" thick	Solid Color Product Codes	Full Unit							Half Unit						Micro Unit				
		Pieces/Unit	Sq. Ft./Unit	Sq. Cov./Unit	Pieces/Sq. Cov.	Lbs./Unit†	Units/Truck*	Pieces/Unit	Sq. Ft./Unit	Sq. Cov./Unit	Pieces/Sq. Cov.	Lbs./Unit†	Units/Truck*	Pieces/Unit	Sq. Ft./Unit	Sq. Cov./Unit	Pieces/Sq. Cov.	Lbs./Unit†	
4' x 8'	15047□/□□□	50	1,600	16	3.1	4,100	11												
4' x 9'	15048□/□□□	50	1,800	18	2.8	4,600	10												
4' x 10'	15049□/□□□	50	2,000	20	2.5	5,100	9												
4' x 12'	15065□/□□□	40	1,920	19.2	2.1	4,900	9												

* Product weight per truck is limited to approximately 47,000 pounds. Product can be mixed to fill truck, provided weight does not exceed limit.

† Lbs/Unit is approximate.

+ Rounded up to the nearest half-piece.

CertainTeed Product Codes for Ordering

The Finish, Style, Size and Color of a product is represented with a 9 digit Code System. Choose **Product Code** in the chart above, then append **Color Code** from the list of 16 ColorMax colors at far right. Choose unit size and add **Unit Size Code** (if applicable) as instructed in diagram at right.

Finish Code
15—Solid Color












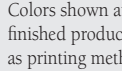




15000X/000

Product Code
Style, Size and Texture

Color Code



Unit Size Code

Full unit, no additional code needed;
Half unit, add 'H'; Micro unit, add 'M'.

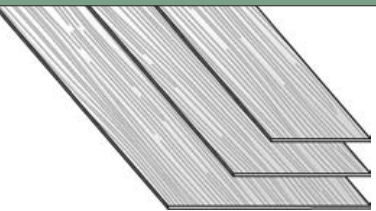
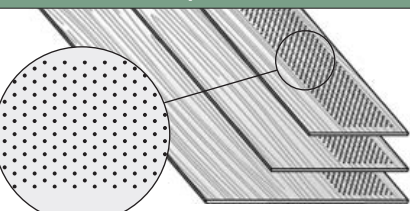

	600 Vanilla White		603 Butter		606 Wicker		609 Silverplate		612 Desert Gold		615 Autumn Red
	601 Antique White		604 Merino Tan		607 Newport Taupe		610 Nantucket Gray		613 Pewter		614 Coastal Blue
	602 Linen		605 Heritage Clay		608 Heather		611 Olive				

Colors shown are representative of finished product and are as accurate as printing methods permit.

Porch Ceiling Panel

CEDAR																			
Image	Sizes	Solid Color Product Codes	Full Unit						Half Unit						Micro Unit				
			Pieces/Unit	Sq. Ft./Unit	Sq. Cov./Unit	Pieces/Sq. Cov.	Lbs./Unit†	Units/Truck*	Pieces/Unit	Sq. Ft./Unit	Sq. Cov./Unit	Pieces/Sq. Cov.	Lbs./Unit†	Units/Truck*	Pieces/Unit	Sq. Ft./Unit	Sq. Cov./Unit	Pieces/Sq. Cov.	Lbs./Unit†
	4' x 8' 1/4" thick	15122□/□□□	50	1,600	16	3.1	3,450	10											
SMOOTH																			
	4' x 8' 1/4" thick	15121□/□□□	50	1,600	16	3.1	3,450	10											

Soffit

CEDAR																			
Image	Sizes	Solid Color Product Codes	Full Unit						Half Unit						Micro Unit				
			Pieces/Unit	Sq. Ft./Unit	Sq. Cov./Unit	Pieces/Sq. Cov.	Lbs./Unit†	Units/Truck*	Pieces/Unit	Sq. Ft./Unit	Sq. Cov./Unit	Pieces/Sq. Cov.	Lbs./Unit†	Units/Truck*	Pieces/Unit	Sq. Ft./Unit	Sq. Cov./Unit	Pieces/Sq. Cov.	Lbs./Unit†
	12" x 12'	15019□/□□□	188	2,256	22.6	8.5+	4,925	10	92	1,104	11	8.5+	2,484	18	16	192	1.9	8.5+	415
	16" x 12'	15060□/□□□	141	2,256	22.6	6.5+	4,925	10	69	1,104	11	6.5+	2,484	18	14	224	2.2	6.5+	463
	24" x 12' 1/4" thick	15062□/□□□	94	2,256	22.6	4.5+	4,925	10							12	288	2.9	4.5+	590
CEDAR VENTILATED/PERFORATED																			
	12" x 12'	15266□/□□□	188	2,256	22.6	8.5+	4,925	10	92	1,104	11	8.5+	2,484	18	16	192	1.9	8.5+	415
	16" x 12'	15268□/□□□	141	2,256	22.6	6.5+	4,925	10	69	1,104	11	6.5+	2,484	18	14	224	2.2	6.5+	463
	24" x 12' 1/4" thick	15270□/□□□	94	2,256	22.6	4.5+	4,925	10							12	288	2.9	4.5+	590
CEDAR VENTILATED/SLOTTED																			
	12" x 12'	15434□/□□□	188	2,256	22.6	8.5+	4,925	10	92	1,104	11	8.5+	2,484	18	16	192	1.9	8.5+	415
	16" x 12'	15435□/□□□	141	2,256	22.6	6.5+	4,925	10	69	1,104	11	6.5+	2,484	18	14	224	2.2	6.5+	463
	24" x 12' 1/4" thick	15431□/□□□	94	2,256	22.6	4.5+	4,925	10							12	288	2.9	4.5+	590

* Product weight per truck is limited to approximately 47,000 pounds. Product can be mixed to fill truck, provided weight does not exceed limit.

† Lbs./Unit is approximate.

+ Rounded up to the nearest half-piece.

CertainTeed Product Codes for Ordering

The Finish, Style, Size and Color of a product is represented with a 9 digit Code System. Choose **Product Code** in the chart above, then append **Color Code** from the list of 16 ColorMax colors at far right. Choose unit size and add **Unit Size Code** (if applicable) as instructed in diagram at right.

Finish Code

15—Solid Color



Product Code

Style, Size and Texture

Color Code

Unit Size Code

Full unit, no additional code needed; Half unit, add 'H'; Micro unit, add 'M'.

	600 Vanilla White		603 Butter		606 Wicker		609 Silverplate		612 Desert Gold		615 Autumn Red
	601 Antique White		604 Merino Tan		607 Newport Taupe		610 Nantucket Gray		613 Pewter		
	602 Linen		605 Heritage Clay		608 Heather		611 Olive		614 Coastal Blue		

Colors shown are representative of finished product and are as accurate as printing methods permit.

Soffit

SMOOTH																			
Diagram	Sizes	Solid Color Product Codes	Full Unit						Half Unit						Micro Unit				
			Pieces/Unit	Sq. Ft./Unit	Sq. Cov./Unit	Pieces/Sq. Cov.	Lbs./Unit†	Units/Truck*	Pieces/Unit	Sq. Ft./Unit	Sq. Cov./Unit	Pieces/Sq. Cov.	Lbs./Unit†	Units/Truck*	Pieces/Unit	Sq. Ft./Unit	Sq. Cov./Unit	Pieces/Sq. Cov.	Lbs./Unit†
	12" x 12'	15007□/□□□	188	2,256	22.6	8.5+	4,925	10	92	1,104	11	8.5+	2,484	18	16	192	1.9	8.5+	415
	16" x 12'	15335□/□□□	141	2,256	22.6	6.5+	4,925	10	69	1,104	11	6.5+	2,484	18	14	224	2.2	6.5+	463
	24" x 12' 1/4" thick	15340□/□□□	94	2,256	22.6	4.5+	4,925	10							12	288	2.9	4.5+	590
SMOOTH VENTILATED/PERFORATED																			
Diagram	Sizes	Solid Color Product Codes	Full Unit						Half Unit						Micro Unit				
			Pieces/Unit	Sq. Ft./Unit	Sq. Cov./Unit	Pieces/Sq. Cov.	Lbs./Unit†	Units/Truck*	Pieces/Unit	Sq. Ft./Unit	Sq. Cov./Unit	Pieces/Sq. Cov.	Lbs./Unit†	Units/Truck*	Pieces/Unit	Sq. Ft./Unit	Sq. Cov./Unit	Pieces/Sq. Cov.	Lbs./Unit†
	12" x 12'	15267□/□□□	188	2,256	22.6	8.5+	4,925	10	92	1,104	11	8.5+	2,484	18	16	192	1.9	8.5+	415
	16" x 12'	15269□/□□□	141	2,256	22.6	6.5+	4,925	10	69	1,104	11	6.5+	2,484	18	14	224	2.2	6.5+	463
	24" x 12' 1/4" thick	15271□/□□□	94	2,256	22.6	4.5+	4,925	10							12	288	2.9	4.5+	590
SMOOTH VENTILATED/SLOTTED																			
Diagram	Sizes	Solid Color Product Codes	Full Unit						Half Unit						Micro Unit				
			Pieces/Unit	Sq. Ft./Unit	Sq. Cov./Unit	Pieces/Sq. Cov.	Lbs./Unit†	Units/Truck*	Pieces/Unit	Sq. Ft./Unit	Sq. Cov./Unit	Pieces/Sq. Cov.	Lbs./Unit†	Units/Truck*	Pieces/Unit	Sq. Ft./Unit	Sq. Cov./Unit	Pieces/Sq. Cov.	Lbs./Unit†
	12" x 12'	15445□/□□□	188	2,256	22.6	8.5+	4,925	10	92	1,104	11	8.5+	2,484	18	16	192	1.9	8.5+	415
	16" x 12'	15432□/□□□	141	2,256	22.6	6.5+	4,925	10	69	1,104	11	6.5+	2,484	18	14	224	2.2	6.5+	463
	24" x 12' 1/4" thick	15433□/□□□	94	2,256	22.6	4.5+	4,925	10							12	288	2.9	4.5+	590

Trim

7/16" TRIM/FASCIA																	
Diagram	Sizes	Solid Color Product Codes	Full Unit					Half Unit					Micro Unit				
			Pieces/Unit	Sq. Ft./Unit	Lineal Ft./Unit	Lbs./Unit†	Units/Truck*	Pieces/Unit	Sq. Ft./Unit	Lineal Ft./Unit	Lbs./Unit†	Units/Truck*	Pieces/Unit	Sq. Ft./Unit	Lineal Ft./Unit	Lbs./Unit†	
	3-1/2" x 12' Actual	15246/□□□	390	1,365	4,680	4,666	10							18	63	216	209
	5-1/2" x 12' Actual	15247/□□□	248	1,364	2,976	4,663	10							16	88	192	291
	7-1/4" x 12' Actual	15248/□□□	186	1,348	2,232	4,685	10							15	108	180	359
	9-1/4" x 12' Actual	15249/□□□	145	1,341	1,740	4,588	10							12	111	144	366
	11-1/4" x 12' Actual 7/16" thick	15250/□□□	120	1,350	1,440	4,617	10							12	135	144	445

* Product weight per truck is limited to approximately 47,000 pounds. Product can be mixed to fill truck, provided weight does not exceed limit.

† Lbs/Unit is approximate.

+ Rounded up to the nearest half-piece.

CertainTeed Product Codes for Ordering

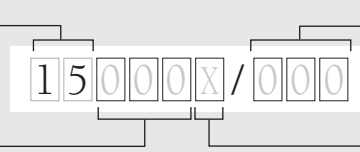
The Finish, Style, Size and Color of a product is represented with a 9 digit Code System. Choose **Product Code** in the chart above, then append **Color Code** from the list of 16 ColorMax colors at far right. Choose unit size and add **Unit Size Code** (if applicable) as instructed in diagram at right.

Finish Code

15—Solid Color

Product Code

Style, Size and Texture



Color Code

Unit Size Code

Full unit, no additional code needed; Half unit, add 'H'; Micro unit, add 'M'.

	600 Vanilla White		603 Butter		606 Wicker		609 Silverplate		612 Desert Gold		615 Autumn Red
	601 Antique White		604 Merino Tan		607 Newport Taupe		610 Nantucket Gray		613 Pewter	Colors shown are representative of finished product and are as accurate as printing methods permit.	
	602 Linen		605 Heritage Clay		608 Heather		611 Olive		614 Coastal Blue		

Trim

4/4 TRIM†		Solid Color—Wood Grain Product Codes	Solid Color—Smooth Product Codes	Full Unit					Half Unit					Micro Unit			
Size	Actual size			Pieces/Unit	Sq. Ft./Unit	Lineal Ft./Unit	Lbs./Unit‡	Units/Truck*	Pieces/Unit	Sq. Ft./Unit	Lineal Ft./Unit	Lbs./Unit‡	Units/Truck*	Pieces/Unit	Sq. Ft./Unit	Lineal Ft./Unit	Lbs./Unit‡
2" x 12'	Actual size: ¾" x 1¾" x 12'	15264□/□□□	15265□/□□□	462	808	5,544	3,605	12					18	31	216	116	
3" x 12'	Actual size: ¾" x 2½" x 12'	15262□/□□□	15272□/□□□	330	825	3,960	3,632	12					18	45	216	244	
4" x 12'	Actual size: ¾" x 3½" x 12'	15252□/□□□	15418□/□□□	240	840	2,880	3,698	12					18	63	216	330	
6" x 12'	Actual size: ¾" x 5½" x 12'	15253□/□□□	15419□/□□□	147	808	1,764	3,564	12					16	88	192	435	
8" x 12'	Actual size: ¾" x 7¼" x 12'	15254□/□□□	15420□/□□□	115	833	1,380	3,674	12					15	108	180	522	
10" x 12'	Actual size: ¾" x 9¼" x 12'	15255□/□□□	15421□/□□□	88	814	1,056	3,594	12					12	111	144	522	
12" x 12'	Actual size: ¾" x 11¼" x 12' 4/4 thick	15256□/□□□	15422□/□□□	72	810	864	3,568	12					12	135	144	632	
5/4 TRIM†		Solid Color—Wood Grain Product Codes	Solid Color—Smooth Product Codes	Full Unit					Half Unit					Micro Unit			
Size	Actual size			Pieces/Unit	Sq. Ft./Unit	Lineal Ft./Unit	Lbs./Unit‡	Units/Truck*	Pieces/Unit	Sq. Ft./Unit	Lineal Ft./Unit	Lbs./Unit‡	Units/Truck*	Pieces/Unit	Sq. Ft./Unit	Lineal Ft./Unit	Lbs./Unit‡
3" x 12'	Actual size: 1" x 2½" x 12'	15263□/□□□	15123□/□□□	192	480	2,304	3,345	12					18	45	216	252	
4" x 12'	Actual size: 1" x 3½" x 12'	15257□/□□□	15423□/□□□	180	630	2,160	3,692	12					18	63	216	418	
6" x 12'	Actual size: 1" x 5½" x 12'	15258□/□□□	15424□/□□□	112	616	1,344	3,628	12					16	88	192	558	
8" x 12'	Actual size: 1" x 7¼" x 12'	15259□/□□□	15425□/□□□	85	616	1,020	3,621	12					15	108	180	674	
10" x 12'	Actual size: 1" x 9¼" x 12'	15260□/□□□	15426□/□□□	68	629	816	3,702	12					12	111	144	677	
12" x 12'	Actual size: 1" x 11¼" x 12' 5/4 thick	15261□/□□□	15427□/□□□	54	607	648	3,572	12					12	135	144	821	

Paint Touch-up Kit

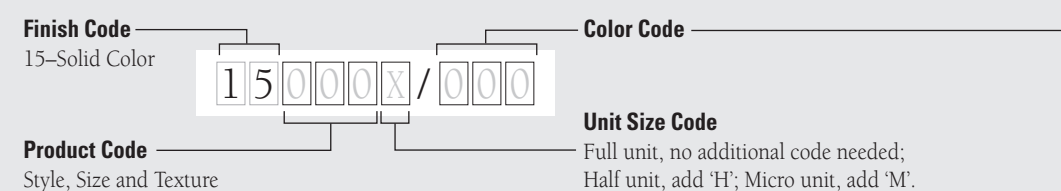
Touch-Up Kit contains:
 (1) Quart can of paint
 (1) 4 oz. blotter
 (1) Pencil applicator
 (2) Paper funnels



















Touch-Up Kit Product Code: 15276□□□

† 4/4 and 5/4 trim made expressly for CertainTeed by Plycem® (Not a WeatherBoards™ product).
 * Product weight per truck is limited to approximately 47,000 pounds. Product can be mixed to fill truck, provided weight does not exceed limit.
 ‡ Lbs/Unit is approximate.

CertainTeed Product Codes for Ordering
 The Finish, Style, Size and Color of a product is represented with a 9 digit Code System. Choose **Product Code** in the chart above, then append **Color Code** from the list of 16 ColorMax colors at far right. Choose unit size and add **Unit Size Code** (if applicable) as instructed in diagram at right.



 600 Vanilla White	 603 Butter	 606 Wicker	 609 Silverplate	 612 Desert Gold	 615 Autumn Red
 601 Antique White	 604 Merino Tan	 607 Newport Taupe	 610 Nantucket Gray	 613 Pewter	
 602 Linen	 605 Heritage Clay	 608 Heather	 611 Olive	 614 Coastal Blue	

Colors shown are representative of finished product and are as accurate as printing methods permit.

Prefinished with CertainTeed ColorMax® Finishing System—Solid Colors

Prefinished with CertainTeed ColorMax® Finishing System—Solid Colors

Shapes

PERFECTION SHINGLES								
Diagram	Sizes	Premium Stain Product Codes	Pieces/Unit	Sq. Ft./Unit	Sq. Cov./Unit	Pieces/Sq. Cov.	Lbs./Unit†	Units/Truck*
	8-1/4" X 12" (7" Exposure) 7/16" thick	14281/□□□	165	1,361	11.6	14.5+	4,582	10
RANDOM SQUARE STRAIGHT EDGE								
Diagram	Sizes	Premium Stain Product Codes	Pieces/Unit	Sq. Ft./Unit	Sq. Cov./Unit	Pieces/Sq. Cov.	Lbs./Unit†	Units/Truck*
	12" x 48" (5" Exposure)	14326/□□□	120	480	2	60	1,260	38
	16" x 48" (7" Exposure) 5/16" thick	14329/□□□	129	688	3	43	1,780	27
RANDOM SQUARE STAGGERED EDGE								
Diagram	Sizes	Premium Stain Product Codes	Pieces/Unit	Sq. Ft./Unit	Sq. Cov./Unit	Pieces/Sq. Cov.	Lbs./Unit†	Units/Truck*
	16" x 48" (7" Exposure) 5/16" thick	14330/□□□	129	688	3	43	1,780	27

Shapes

HALF-ROUNDS								
Diagram	Sizes	Premium Stain Product Codes	Pieces/Unit	Sq. Ft./Unit	Sq. Cov./Unit	Pieces/Sq. Cov.	Lbs./Unit†	Units/Truck*
	16" x 48" (7" Exposure) 5/16" thick	14331/□□□	129	688	3	43	1,780	27
OCTAGONS								
Diagram	Sizes	Premium Stain Product Codes	Pieces/Unit	Sq. Ft./Unit	Sq. Cov./Unit	Pieces/Sq. Cov.	Lbs./Unit†	Units/Truck*
	16" x 48" (7" Exposure) 5/16" thick	14337/□□□	129	688	3	43	1,780	27


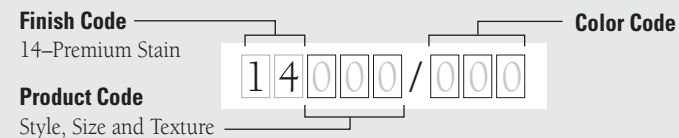
* Product weight per truck is limited to approximately 47,000 pounds. Product can be mixed to fill truck, provided weight does not exceed limit.

† Lbs./Unit is approximate.

+ Rounded up to the nearest half-piece.

CertainTeed Product Codes for Ordering

The Finish, Style, Size and Color of a product is represented with an 8 digit Code System. Choose **Product Code** from the chart above, then append **Color Code** from the list of 6 Premium Stain colors.



Colors shown are representative of finished product and are as accurate as printing methods permit. Stains are intended to look like natural wood so variations in shading and hues can be expected.

Lap Siding

CEDAR LAP								
Sizes	Premium Stain Product Codes	Pieces/Unit	Sq. Ft./Unit	Sq. Cov./Unit	Pieces/Sq. Cov.	Lbs./Unit†	Units/Truck*	
5-1/4" x 12'	14063/□□□	336	1,764	13.4	25	4,510	10	
6-1/4" x 12'	14015/□□□	294	1,837	14.7	20	4,693	10	
7-1/4" x 12'	14016/□□□	252	1,827	15.1	17+	4,668	10	
8-1/4" x 12'	14017/□□□	225	1,856	15.8	14.5+	4,740	10	
9-1/4" x 12'	14018/□□□	200	1,850	16	12.5	4,725	10	
12" x 12' 5/16" thick	14403/□□□	152	1,824	16.3	9.5+	4,660	10	

TEXTURED BEADED								
Sizes	Premium Stain Product Codes	Pieces/Unit	Sq. Ft./Unit	Sq. Cov./Unit	Pieces/Sq. Cov.	Lbs./Unit†	Units/Truck*	
7-1/2" x 12' 5/16" thick	14023/□□□	252	1,890	15.8	16	4,825	10	

TEXTURED DUTCHLAP								
Sizes	Premium Stain Product Codes	Pieces/Unit	Sq. Ft./Unit	Sq. Cov./Unit	Pieces/Sq. Cov.	Lbs./Unit†	Units/Truck*	
8-1/4" x 12' 5/16" thick	14025/□□□	225	1,856	15.8	14.5+	4,740	10	

Vertical Siding

CEDAR NO GROOVE								
Sizes	Premium Stain Product Codes	Pieces/Unit	Sq. Ft./Unit	Sq. Cov./Unit	Pieces/Sq. Cov.	Lbs./Unit†	Units/Truck*	
4' x 8'	14041/□□□	50	1,600	16	3.1	4,100	11	
4' x 9'	14042/□□□	50	1,800	18	2.8	4,600	10	
4' x 10'	14043/□□□	50	2,000	20	2.5	5,100	9	
4' x 12' 5/16" thick	14077/□□□	40	1,920	19.2	2.1	4,900	9	

CEDAR 8" GROOVE								
Sizes	Premium Stain Product Codes	Pieces/Unit	Sq. Ft./Unit	Sq. Cov./Unit	Pieces/Sq. Cov.	Lbs./Unit†	Units/Truck*	
4' x 8'	14035/□□□	50	1,600	16	3.1	4,100	11	
4' x 9'	14036/□□□	50	1,800	18	2.8	4,600	10	
4' x 10'	14037/□□□	50	2,000	20	2.5	5,100	9	
4' x 12' 5/16" thick	14079/□□□	40	1,920	19.2	2.1	4,900	9	

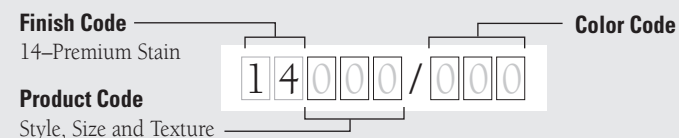
* Product weight per truck is limited to approximately 47,000 pounds. Product can be mixed to fill truck, provided weight does not exceed limit.

† Lbs./Unit is approximate.

+ Rounded up to the nearest half-piece.

CertainTeed Product Codes for Ordering

The Finish, Style, Size and Color of a product is represented with an 8 digit Code System. Choose **Product Code** from the chart above, then append **Color Code** from the list of 6 Premium Stain colors.



Porch Ceiling Panel


CEDAR								
Sizes	Premium Stain Product Codes	Pieces/Unit	Sq. Ft./Unit	Sq. Cov./Unit	Pieces/Sq. Cov.	Lbs./Unit†	Units/Truck*	
4' x 8' 1/4" thick	14122/□□□	50	1,600	16	3.1	3,450	10	

Soffit

CEDAR								
Sizes	Premium Stain Product Codes	Pieces/Unit	Sq. Ft./Unit	Sq. Cov./Unit	Pieces/Sq. Cov.	Lbs./Unit†	Units/Truck*	
12" x 12'	14019/□□□	188	2,256	22.6	8.5+	4,925	10	
16" x 12'	14060/□□□	141	2,256	22.6	6.5+	4,925	10	
24" x 12' 1/4" thick	14062/□□□	94	2,256	22.6	4.5+	4,925	10	

CEDAR VENTILATED/PERFORATED								
Size	FiberTect® Product Codes	Pieces/Unit	Sq. Ft./Unit	Sq. Cov./Unit	Pieces/Sq. Cov.	Lbs./Unit†	Units/Truck*	
12" x 12'	14266/□□□	188	2,256	22.6	8.5+	4,925	10	
16" x 12'	14268/□□□	141	2,256	22.6	6.5+	4,925	10	
24" x 12' 1/4" thick	14270/□□□	94	2,256	22.6	4.5+	4,925	10	

CEDAR VENTILATED/SLOTTED								
Size	FiberTect® Product Codes	Pieces/Unit	Sq. Ft./Unit	Sq. Cov./Unit	Pieces/Sq. Cov.	Lbs./Unit†	Units/Truck*	
12" x 12'	14429/□□□	188	2,256	22.6	8.5+	4,925	10	
16" x 12'	14430/□□□	141	2,256	22.6	6.5+	4,925	10	
24" x 12' 1/4" thick	14431/□□□	94	2,256	22.6	4.5+	4,925	10	



Colors shown are representative of finished product and are as accurate as printing methods permit. Stains are intended to look like natural wood so variations in shading and hues can be expected.

Trim

7/16" TRIM/FASCIA						
Sizes	Premium Stain Product Codes	Pieces/Unit	Sq. Ft./Unit	Lineal Ft./Unit	Lbs./Unit†	Units/Truck*
3-1/2" x 12' Actual	14246/□□□	390	1,365	4,680	4,666	10
5-1/2" x 12' Actual	14247/□□□	248	1,364	2,976	4,663	10
7-1/4" x 12' Actual	14248/□□□	186	1,348	2,232	4,685	10
9-1/4" x 12' Actual	14249/□□□	145	1,341	1,740	4,588	10
11-1/4" x 12' Actual 7/16" thick	14250/□□□	120	1,350	1,440	4,617	10

4/4 TRIM†						
Sizes	Premium Stain-Wood Grain Product Codes	Pieces/Unit	Sq. Ft./Unit	Lineal Ft./Unit	Lbs./Unit†	Units/Truck*
2" x 12' Actual size: 3/4" x 1 3/4" x 12'	14264/□□□	462	808	5,544	3,605	12
3" x 12' Actual size: 3/4" x 2 1/2" x 12'	14262/□□□	330	825	3,960	3,632	12
4" x 12' Actual size: 3/4" x 3 1/2" x 12'	14252/□□□	240	840	2,880	3,698	12
6" x 12' Actual size: 3/4" x 5 1/2" x 12'	14253/□□□	147	808	1,764	3,564	12
8" x 12' Actual size: 3/4" x 7 1/4" x 12'	14254/□□□	115	833	1,380	3,674	12
10" x 12' Actual size: 3/4" x 9 1/4" x 12'	14255/□□□	88	814	1,056	3,594	12
12" x 12' Actual size: 3/4" x 11 1/4" x 12' 4/4 thick	14256/□□□	72	810	864	3,568	12

Trim

5/4 TRIM†						
Sizes	Premium Stain-Wood Grain Product Codes	Pieces/Unit	Sq. Ft./Unit	Lineal Ft./Unit	Lbs./Unit†	Units/Truck*
3" x 12' Actual size: 1" x 2 1/2" x 12'	14263/□□□	192	480	2,304	3,345	12
4" x 12' Actual size: 1" x 3 1/2" x 12'	14257/□□□	180	630	2,160	3,692	12
6" x 12' Actual size: 1" x 5 1/2" x 12'	14258/□□□	112	616	1,344	3,628	12
8" x 12' Actual size: 1" x 7 1/4" x 12'	14259/□□□	85	616	1,020	3,621	12
10" x 12' Actual size: 1" x 9 1/4" x 12'	14260/□□□	68	629	816	3,702	12
12" x 12' Actual size: 1" x 11 1/4" x 12' 5/4 thick	14261/□□□	54	607	648	3,572	12

Stain Touch-up Kit

<p>Touch-Up Kit contains: (1) Quart can of stain (1) Stir stick Instructions</p> 	<p>Touch-Up Kit Product Code 14402/□□□</p>
--	---

† 4/4 and 5/4 trim made expressly for CertainTeed by Plycem® (Not a WeatherBoards™ product).

* Product weight per truck is limited to approximately 47,000 pounds. Product can be mixed to fill truck, provided weight does not exceed limit.


† Lbs/Unit is approximate.

CertainTeed Product Codes for Ordering

The Finish, Style, Size and Color of a product is represented with an 8 digit Code System. Choose **Product Code** from the chart above, then append **Color Code** from the list of 6 Premium Stain colors.

Finish Code	14—Premium Stain	Color Code
Product Code	Style, Size and Texture	

140000 / 0000



Colors shown are representative of finished product and are as accurate as printing methods permit. Stains are intended to look like natural wood so variations in shading and hues can be expected.